

storage

PRIME FILE FEATURES

- **THE LETTER "P" IN THE MODEL NUMBER DESIGNATES FULL PULL MODELS.**
- An earth friendly electrostatically applied coating protects the environment and provides a durable finish.
- Master keys and core keys are available; please contact your Global customer care representative.
- Five lateral file drawer configurations are available: two-high, three-high, four-high, five-high and six-high, all available in three height options (with the exception of the six-high cabinet which is available in letter-height only).
- STANDARD LOCK BARS ARE ON BOTH SIDES OF CABINET PROVIDING INCREASED SECURITY.
- A patented interlocking system prevents more than one drawer opening at a time to guard against tipping.
- An optional, fully-retractable posting shelf is available for five- and six-high lateral file cabinets to provide a convenient ledge.
- All drawer heights are based on a 1.6" module (the size of the posting shelf), then 3.2", 4.8", 6.4" to up to 16".
- The interior construction of the case permits drawer reconfiguration or retrofit at any time.
- Full extension ball bearing suspension with built-in feature to prevent drawer bounce back and creepage.
- 14.4"H Openings (with receding doors) will accommodate letter, legal and A4 hanging folders, plus STANDARD THREE RING BINDERS.
- 13.6"H Openings (with fixed drawer fronts) will accommodate letter, legal and A4 hanging folders, plus EDP SUSPENDED DATA BINDERS.
- 11.2"H Openings (with receding doors or fixed drawer fronts) will accommodate letter, legal or A4 hanging file folders.
- **DRAWER FRONTS HAVE A WELDED REINFORCEMENT CHANNEL FOR ADDITIONAL STRENGTH.**
- Four adjustable leveling glides are easily accessible from inside the cabinet to assist in quick and proper installation, with 1" adjustment.
- Label holders are included with full pull fronts to clearly identify the contents of each drawer.
- All lateral file accessories are Grey, except for the divider plates and EDP adapters are Black.
- Side-to-side hanging file bars permit hanging letter-, legal- or metric-size files in side-to-side arrangements
- Front-to-back file bars permit hanging letter-, legal- or metric-size files in a front-to-back arrangement. They are shipped in packages of two.
- **Counterweights are required for all cabinets with pull-out drawers and cabinets not located directly under a worksurface.**
- For environmental certifications, please visit globalfurnituregroup.com
- Lifetime Warranty. (See Terms and Conditions)

STANDARD PAINT COLORS

Black (BLK)	Blizzard (BZD)	Charcoal (CHR)
Designer White (DWT)	Fog (FOG)	Nevada (NEV)
Silver (SIL)	Stone Dust (SDT)	Taupe (TPE)
Tungsten (TUN)*		

*10% upcharge applies.

PREMIUM PAINT COLORS**

Black Coffee (BKC)	Bone (BNE)	Business Grey (BGR)
Claret (CLT)	Dark Chocolate (DCH)	Desert Putty (DPT)
Grey (GRY)	Ice (ICE)	Ivory (IVR)
Light Grey (LGR)	Metro (ME)	Mocha (MCH)
Moss (MOS)	Navy (NVY)	Oyster (OYS)
Sky (SKY)	Stone (STN)	Storm Grey (SGR)
Tahiti Sand (TSA)	Willow (WIL)	

- **Extended lead times for premium paints apply. Contact Evolve Customer Support for details.
- Global matte paint finishes are available on most Evolve Storage pieces without an up charge regardless of quantities.
- All Mica and Metallic paint finishes will incur a minimum up charge of 10%.
- All non-standard paint finishes must be approved by Evolve prior to placing an order.

GENERAL WARRANTY INFORMATION

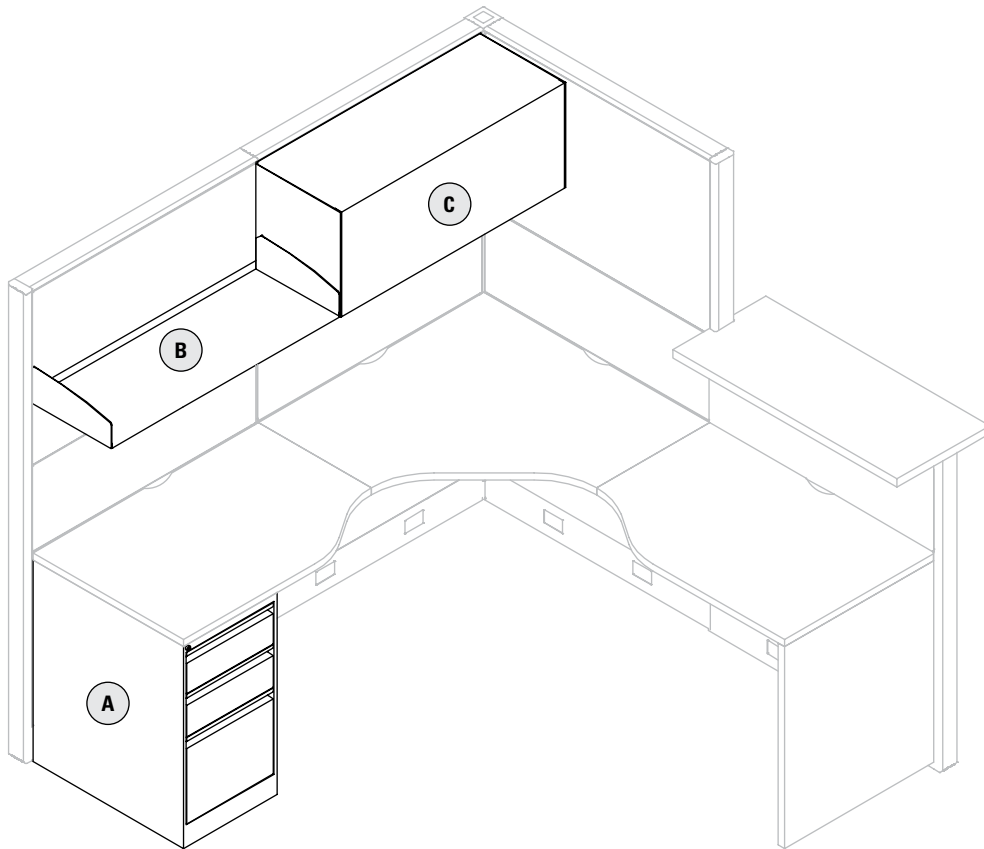
- Evolve warrants all components of metal storage and filing for the lifetime of the product to the original purchaser.













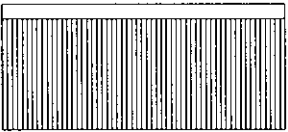




This page provides a three dimensional view of a sample configuration highlighting each storage component required when specifying this configuration.

Components

- A. UUPFSBG Box, Box, File Pedestal
- B. UUKSS Low-Profile Shelf
- C. UULSF Overhead Flipper Door Storage Unit



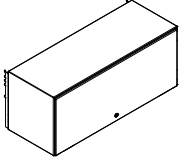
INTERIOR CLEAR OPENING WIDTH DIMENSIONS AND FILING CAPACITY

	Letter	Legal	EDP
<p>30" Wide Units side-to-side</p> <p>UULFA01 side-to-side file bars are included in standard product.</p>	 <p>Capacity - 26 ⁵/₈"</p>	 <p>Capacity - 26 ⁵/₈"</p>	 <p>Capacity - 26 ⁵/₈" Need ONE pair of EDPs.</p>
	<p>30" Wide Units front-to-back</p> <p>Not Standard See chart to order the correct number of UULFA0718 per drawer.</p>  <p>Prime - 30 ¹/₂" Need ONE pair of UULFA01 & UULFA0718</p>	 <p>Prime - 15 ¹/₄" + 10" side space Need ONE pair of UULFA01 & UULFA0718</p>	<p>NOT AVAILABLE</p>
<p>36" Wide Units side-to-side</p> <p>UULFA02 side-to-side file bars are included in standard product.</p>	 <p>Capacity - 32 ⁵/₈"</p>	 <p>Capacity - 32 ⁵/₈"</p>	 <p>Capacity - 32 ⁵/₈" Need ONE pair EDPs.</p>
	<p>36" Wide Units front-to-back</p> <p>Not Standard See chart to order the correct number of UULFA0718 per drawer.</p>  <p>Prime - 30 ¹/₂" + 6 ¹/₂" side space Need ONE pair of ULFA02 & UULFA0718</p>	 <p>Prime - 30 ¹/₂" Need ONE pair of UULFA02 & UULFA0718</p>	<p>NOT AVAILABLE</p>
<p>42" Wide Units side-to-side</p> <p>UULFA03 side-to-side file bars are included in standard product.</p>	 <p>Capacity - 38 ⁵/₈"</p>	 <p>Capacity - 38 ⁵/₈"</p>	 <p>Capacity - 38 ⁵/₈" Need ONE pair EDPs.</p>
	<p>42" Wide Units front-to-back</p> <p>Not Standard See chart to order the correct number of UULFA0718 per drawer.</p>  <p>Prime - 45 ³/₄" Need TWO pairs of UULFA03 & UULFA0718</p>	 <p>Prime - 30 ¹/₂" + 6 ¹/₂" side space Need TWO pairs of UULFA03 & UULFA0718</p>	<p>NOT AVAILABLE</p>



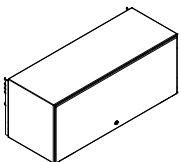
UULSF - OVERHEAD FLIPPER DOOR STORAGE UNIT

- Door retracts inside of cabinet.
- Ships fully assembled.
- Inside depth: 12.7".
- Lock is included.

	DESCRIPTION	PRODUCT CODE	LIST PRICE	DIMENSIONS/INCHES		
				H	D	W
	Overhead Flipper Door Storage Unit	UULSF1324	693	14.6	13.5	24
		UULSF1330	703	14.6	13.5	30
		UULSF1336	725	14.6	13.5	36
		UULSF1342	763	14.6	13.5	42
		UULSF1348	813	14.6	13.5	48
		UULSF1354	860	14.6	13.5	54
		UULSF1360	907	14.6	13.5	60

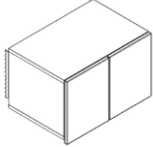
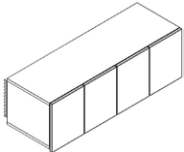
UULSF - OVERHEAD FLIPPER DOOR STORAGE UNIT

- Inside depth: 15.7".
- Ships fully assembled.
- Door retracts inside storage unit.
- Lock is included.

	DESCRIPTION	PRODUCT CODE	LIST PRICE	DIMENSIONS/INCHES		
				H	D	W
	Overhead Flipper Door Storage Unit - Fully Assembled	UULSF1624	918	14.6	16.5	24
		UULSF1630	941	14.6	16.5	30
		UULSF1636	988	14.6	16.5	36
		UULSF1642	1051	14.6	16.5	42
		UULSF1648	1119	14.6	16.5	48
		UULSF1654	1183	14.6	16.5	54
		UULSF1660	1232	14.6	16.5	60

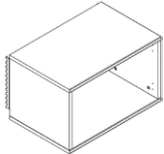
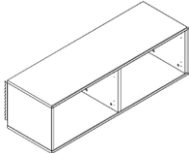
EVS4DOH - LAMINATE OVERHEAD WITH HINGED DOOR

- Inside height - 13".
- Inside depth - 14".
- Laminate storage cabinet, available in standard Evolve laminate finishes.
- Hardware included to mount unit on the panels.
- Can be panel mounted or wall mounted.

	DESCRIPTION	PRODUCT CODE	LIST PRICE	DIMENSIONS/INCHES		
				H	D	W
	Laminate Overhead with Two Hinged Doors	EVS4DOH24	1199	14.5	16.5	24
		EVS4DOH30	1364	14.5	16.5	30
		EVS4DOH36	1448	14.5	16.5	36
		EVS4DOH42	1631	14.5	16.5	42
	Laminate Overhead with Four Hinged Doors	EVS4DOH48	1818	14.5	16.5	48
		EVS4DOH54	2269	14.5	16.5	54
		EVS4DOH60	2353	14.5	16.5	60
		EVS4DOH66	2466	14.5	16.5	66
		EVS4DOH72	2522	14.5	16.5	72

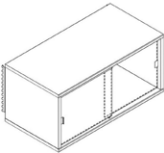
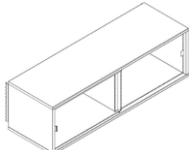
EVSOPOH - LAMINATE OVERHEAD OPEN

- Inside height - 13".
- Inside depth - 14".
- Laminate storage cabinet, available in standard Evolve laminate finishes.
- Hardware included to mount unit on the panels.
- Can be panel mounted or wall mounted.

	DESCRIPTION	PRODUCT CODE	LIST PRICE	DIMENSIONS/INCHES		
				H	D	W
	Laminate Overhead without Divider	EVSOPOH24	827	14.5	16.5	24
		EVSOPOH30	915	14.5	16.5	30
		EVSOPOH36	999	14.5	16.5	36
		EVSOPOH42	1084	14.5	16.5	42
	Laminate Overhead with Divider	EVSOPOH48	1284	14.5	16.5	48
		EVSOPOH54	1322	14.5	16.5	54
		EVSOPOH60	1406	14.5	16.5	60
		EVSOPOH66	1491	14.5	16.5	66
		EVSOPOH72	1575	14.5	16.5	72

EVSADOH - LAMINATE OVERHEAD WITH SLIDING GLASS DOOR

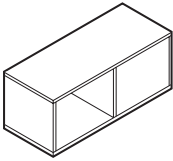
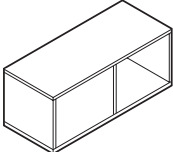
- Inside height - 13".
- Inside depth - 12.5".
- Laminate storage cabinet, available in standard Evolve laminate finishes.
- Available in Tempered Frosted Glass only, with handle.
- Tracks for sliding glass available in Tungsten only.
- Hardware included to mount unit on the panels.
- Can be panel mounted or wall mounted.

	DESCRIPTION	PRODUCT CODE	LIST PRICE	DIMENSIONS/INCHES		
				H	D	W
	Laminate Overhead without Divider	EVSADOH24	2390	14.5	16.5	24
		EVSADOH30	2589	14.5	16.5	30
		EVSADOH36	2762	14.5	16.5	36
		EVSADOH42	2947	14.5	16.5	42
	Laminate Overhead with Divider	EVSADOH48	3190	14.5	16.5	48
		EVSADOH54	3380	14.5	16.5	54
		EVSADOH60	3559	14.5	16.5	60
		EVSADOH66	3825	14.5	16.5	66
		EVSADOH72	4050	14.5	16.5	72



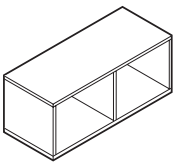
EVSDAOH - DUAL ACCESS OVERHEAD

- Inside dimensions 13”high x 13”deep.
- Laminate Overhead. Available in standard Evolve laminate finishes
- Top mount on panels.
- Dual Access Overhead Support Brackets to be ordered separately.

	DESCRIPTION	PRODUCT CODE	LIST PRICE	DIMENSIONS/INCHES		
				H	D	W
	Dual Access Overhead - Left	EVSDAOHL36	1053	15	14.125	36
		EVSDAOHL42	1143	15	14.125	42
		EVSDAOHL48	1195	15	14.125	48
		EVSDAOHL54	1286	15	14.125	54
		EVSDAOHL60	1336	15	14.125	60
	Dual Access Overhead - Right	EVSDAOHR36	1053	15	14.125	36
		EVSDAOHR42	1143	15	14.125	42
		EVSDAOHR48	1195	15	14.125	48
		EVSDAOHR54	1286	15	14.125	54
		EVSDAOHR60	1336	15	14.125	60

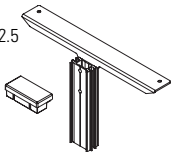
EVSDAOHOS - DUAL ACCESS OVERHEAD WITH OPENING TO ONE SIDE

- Inside dimensions 13”high x 13”deep
- Laminate Overhead
- Available in standard Evolve laminate finishes
- Top mount on panels
- Dual Access Overhead with both opening to one side
- Dual Access Overhead Support Brackets to be ordered separately

	DESCRIPTION	PRODUCT CODE	LIST PRICE	DIMENSIONS/INCHES		
				H	D	W
	Dual Access Overhead	EVSDAOHOS36	1104	15	14.125	36
		EVSDAOHOS42	1199	15	14.125	42
		EVSDAOHOS48	1253	15	14.125	48
		EVSDAOHOS54	1348	15	14.125	54
		EVSDAOHOS60	1403	15	14.125	60

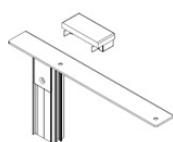
EVSDAOHBKTE - END OF RUN BRACKET

- Bracket supports dual access overhead on one side only
- Includes one bracket, aluminum insert and end of run plastic cap
- End of run plastic cap attaches to end of run trim
- Bracket available in standard Evolve paint finishes

	DESCRIPTION	PRODUCT CODE	LIST PRICE	DIMENSIONS/INCHES		
				H	D	W
	End of Run Single Bracket	EVSDAOHBKTE	94	6.5	12	

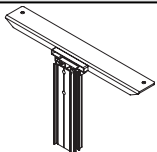
EVSDAOHCBKTER/L - END OF RUN CANTILEVER BRACKET

- Bracket supports dual access overhead on one side only
- Includes one bracket, aluminum insert and end of run plastic cap
- End of run plastic cap attaches to end of run trim
- Bracket available in standard Evolve paint finishes
- Bracket overhang to one side

	DESCRIPTION	PRODUCT CODE	LIST PRICE	DIMENSIONS/INCHES		
				H	D	W
	End of Run Single Bracket Right	EVSDAOHCBKTER	94	6.5	12	2.5
	End of Run Single Bracket Left	EVSDAOHCBKTEL	94	6.5	12	2.5

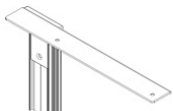
EVSDAOHBKTS - INLINE SINGLE BRACKET

- Bracket supports dual access overhead on one side only
- Includes one bracket , aluminum insert and inline plastic cap
- Inline plastic cap and top trim align
- Bracket available in standard Evolve paint finishes
- Single clamps must be used when inline single bracket is used

DESCRIPTION	PRODUCT CODE	LIST PRICE	DIMENSIONS/INCHES		
			H	D	W
 Inline Single Bracket	EVSDAOHBKTS	94	6.5	12	2.5

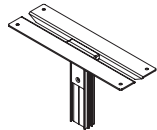
EVSDAOHCBKTSR/L - INLINE SINGLE CANTILEVER BRACKET

- Bracket supports dual access overhead on one side only
- Includes one bracket , aluminum insert and inline plastic cap
- Inline plastic cap and top trim align
- Bracket available in standard Evolve paint finishes
- Bracket overhang to one side
- Note: Single clamps must be used when inline single bracket is used

DESCRIPTION	PRODUCT CODE	LIST PRICE	DIMENSIONS/INCHES		
			H	D	W
 Inline Single Bracket Right	EVSDAOHCBKTSR	94	6.5	12	2.5
Inline Single Bracket Left	EVSDAOHCBKTSL	94	6.5	12	2.5


EVSDAOHBKTD - DOUBLE BRACKET

- Double Bracket supports sides of dual access overheads when overhead are side by side.
- Includes two brackets, aluminum insert and plastic caps.
- Plastic caps installed between brackets
- Brackets available in standard Evolve paint finishes.
- Single clamps must be used when double bracket is used.

DESCRIPTION	PRODUCT CODE	LIST PRICE	DIMENSIONS/INCHES		
			H	D	W
 Double Bracket	EVSDAOHBKTD	186	6.5	12	4

EVSDAOHCBKTD - DOUBLE CANTILEVER BRACKET

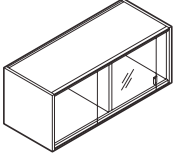
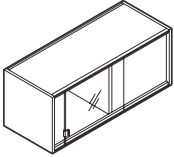
- Double Bracket supports sides of dual access overheads when overhead are side by side
- Includes two brackets, aluminum insert and plastic caps
- Plastic caps installed between brackets
- Brackets available in standard Evolve paint finishes
- Bracket overhang to one side
- Note: Single clamps must be used when double bracket is used

DESCRIPTION	PRODUCT CODE	LIST PRICE	DIMENSIONS/INCHES		
			H	D	W
 Double Bracket	EVSDAOHCBKTD	186	6.5	12	4



EVSSOH - TOP MOUNT KD OVERHEAD WITH SLIDING GLASS DOOR LEFT

- Inside dimensions 13”high x 13”deep.
- Laminate Side Walls and Divider, available in standard laminate finishes
- Metal Shelves and Back Wall, available in standard paint finishes
- Available in Temperate Frosted Glass only
- Tracks for sliding glass available in Tungsten only
- Top mount on panels
- Ready for quick assembly on site
- Top Mount Overhead Support Brackets to be ordered separately

	DESCRIPTION	PRODUCT CODE	LIST PRICE	DIMENSIONS/INCHES		
				H	D	W
	Top Mount KD Overhead - Left	EVSSOHL30	1153	15	15	30
		EVSSOHL36	1275	15	15	36
		EVSSOHL42	1403	15	15	42
		EVSSOHL48	1492	15	15	48
		EVSSOHL54	1582	15	15	54
		EVSSOHL60	1726	15	15	60
	Top Mount KD Overhead - Right	EVSSOHR30	1153	15	15	30
		EVSSOHR36	1275	15	15	36
		EVSSOHR42	1403	15	15	42
		EVSSOHR48	1492	15	15	48
		EVSSOHR54	1582	15	15	54
		EVSSOHR60	1726	15	15	60

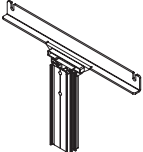
EVSSOHBKTEE - END OF RUN BRACKET

- Bracket supports Top mount KD overhead on one side only
- Includes one bracket , aluminum insert and end of run plastic cap
- End of run plastic cap attaches to end of run trim
- Bracket available in standard Evolve paint finishes

	DESCRIPTION	PRODUCT CODE	LIST PRICE	DIMENSIONS/INCHES		
				H	D	W
	End of Run Single Bracket	EVSSOHBKTE	94	7.5	12	1.5

EVSSOHBKTS - INLINE SINGLE BRACKET

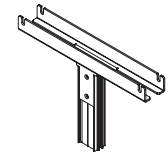
- Bracket supports Top mount KD overhead on one side only
- Includes one bracket , aluminum insert and inline plastic cap
- Inline plastic cap and top trim align
- Bracket available in standard Evolve paint finishes
- Single clamps must be used when inline single bracket is used

	DESCRIPTION	PRODUCT CODE	LIST PRICE	DIMENSIONS/INCHES		
				H	D	W
	Inline Single Bracket	EVSSOHBKTS	94	7.5	12	1.5

EVSSOHBKTD - DOUBLE BRACKET

- Double Bracket supports sides of Top Mount KD overheads when overhead are side by side
- Includes two brackets, aluminum insert and plastic caps
- Plastic caps installed between brackets
- Brackets available in standard Evolve paint finishes
- Single clamps must be used when double bracket is used

DESCRIPTION	PRODUCT CODE	LIST PRICE	DIMENSIONS/INCHES		
			H	D	W




Double Bracket	EVSSOHBKTD	186	7.5	12	2
----------------	------------	-----	-----	----	---

EVPIECH - 12 "H CHANNEL

- 12" channel to attach panel to side of center mount overhead
- Attaches with wood screws to side of installed center mount overhead with laminate sides
- Includes 12 "H channel and connecting hardware

DESCRIPTION	PRODUCT CODE	LIST PRICE	DIMENSIONS/INCHES		
			H	D	W

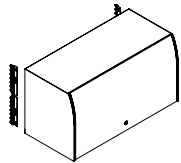


12" Channel	EVPIECH12	49	12	3	
-------------	-----------	----	----	---	--

EVADA-PM - EASY-UP OVERHEAD STORAGE UNIT

- Panel Mounted Overhead Storage with metal sides and opaque door that retracts on top of the unit
- Meets CSA B651 Barrier Free Design & ADA (American Disabilities Act).
- 16" high units accept standard and A4 binders.
- All shelves are reinforced for proper weight distribution.
- Inside dimensions: 14.25" high x 12" deep.
- Unit includes attachment hardware, lock and mounting brackets. Back not included.
- Not recommended for use with wall adapter.
- Unit can be converted into an upmount unit in the field by using EVADAxxKIT.
- Shipped partially assembled.
- Available in standard Evolve paint colors only. Door made of opaque plastic. **add 10% upcharge for Tungsten

DESCRIPTION	PRODUCT CODE	LIST PRICE	DIMENSIONS/INCHES		
			H	D	W

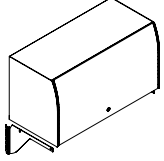


Easy-Up Overhead Storage Unit	EVADA30PM	1230	16	14.2	30
	EVADA36PM	1327	16	14.2	36
	EVADA42PM	1416	16	14.2	42
	EVADA48PM	1512	16	14.2	48
	EVADA54PM	1608	16	14.2	54
	EVADA60PM	1700	16	14.2	60



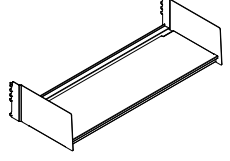
EVADA-UM - EASY-UP UPMOUNT OVERHEAD STORAGE UNIT

- Meets CSA B651 Barrier Free Design & ADA (American Disabilities Act).
- 16" high units accept standard and A4 binders.
- All shelves are reinforced for proper weight distribution.
- Inside dimensions: 14.25" high x 12" deep.
- Unit includes attachment hardware, lock, mounting cantilevers and has a complete back.
- Shipped partially assembled.
- Available in standard Evolve paint colors only. Door made of opaque plastic.

	DESCRIPTION	PRODUCT CODE	LIST PRICE	DIMENSIONS/INCHES		
				H	D	W
	Easy-Up Upmount Overhead Storage Unit	EVADA30UM	1458	16	14.2	30
		EVADA36UM	1527	16	14.2	36
		EVADA42UM	1612	16	14.2	42
		EVADA48UM	1696	16	14.2	48
		EVADA54UM	1785	16	14.2	54
		EVADA60UM	1884	16	14.2	60

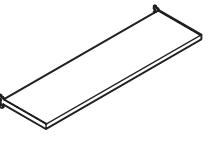
UUKSS - LOW-PROFILE SHELF

- 12" deep panel-mounted storage shelf with back lip.
- Includes attachment hardware.
- Ships ready to assemble.

	DESCRIPTION	PRODUCT CODE	LIST PRICE	DIMENSIONS/INCHES		
				H	D	W
	Low Profile Shelf	UUKSS24	141	7.5	14.7	24
		UUKSS30	151	7.5	14.7	30
		UUKSS36	167	7.5	14.7	36
		UUKSS42	172	7.5	14.7	42
		UUKSS48	180	7.5	14.7	48
		UUKSS54	187	7.5	14.7	54
		UUKSS60	196	7.5	14.7	60

EVSLs - LAMINATED SHELF

- Laminated panel mounted wood shelf
- Shelf thickness is 1".
- Available in LP only.
- Includes attachment hardware.

	DESCRIPTION	PRODUCT CODE	LIST PRICE	DIMENSIONS/INCHES		
				H	W	D
	Laminated Shelf	EVSLs0818	216	1.125	18	8.5
		EVSLs0824	233	1.125	24	8.5
		EVSLs0830	251	1.125	30	8.5
		EVSLs0836	269	1.125	36	8.5
		EVSLs0842	290	1.125	42	8.5
		EVSLs0848	306	1.125	48	8.5

EVHV - SINGLE SLOTTED WALL ADAPTER

- To attach system components to a fixed wall. The vertical wall adapter is a "U" shaped channel with a vertical row of 1" slots on center.
- Mounting hardware not included. Mounting hardware selection to be based on wall material.
- Use of wall rack requires lower tooth of top hook on cantilever or shelf to be notched in the field.

- Available in standard paint colors.
- Shipped & priced per pair.

NOTE:

- Care should be taken to mount adapters only to wall studs using correct fasteners. Failure to do this may result in collapse of the unit and subsequent possible personal injury.

DESCRIPTION	PRODUCT CODE	LIST PRICE	DIMENSIONS/INCHES	
			D	H



Single Slotted Wall Track

EVHV01

92

60

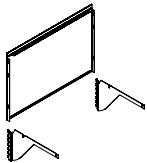
.5

EVADA-KIT - UPMOUNT CONVERSION KIT

- Converts an existing panel overhead storage unit EVADA-PM to an upmounted unit (EVADA-UM).
- When used on a 54" high panel, the top of the overhead will match the height of 66" high panels.

- Kit includes a back panel for the overhead and cantilevers.

DESCRIPTION	PRODUCT CODE	LIST PRICE	DIMENSIONS/INCHES		
			H	D	W



Upmount Conversion Kit

EVADA30KIT

260

16

30

2

EVADA36KIT

274

16

36

2

EVADA42KIT

289

16

42

2

EVADA48KIT

303

16

48

2

EVADA54KIT

316

16

54

2

EVADA60KIT

332

16

60

2

EVADAPMKIT - PANEL MOUNT CONVERSION KIT

- Converts an existing up mount overhead storage unit EVADA-UM to a panel mounted overhead storage unit EVADA-PM.
- Kit includes panel mounted brackets.

DESCRIPTION	PRODUCT CODE	LIST PRICE	DIMENSIONS/INCHES		
			H	D	W



Panel Mount Conversion Kit

EVADAPMKIT

61

16


2

.5



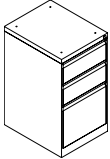
EVSOIB - INTERNATIONAL OVERHEAD BACK WALL

- Metal back wall attaches to EVSOF17 overhead to provide interior security.
- Can be field installed or retrofitted.

	DESCRIPTION	PRODUCT CODE	LIST PRICE	DIMENSIONS/INCHES		
				H	D	W
	International Overhead Back Wall	EVSOIB24	76	17	.5	24
		EVSOIB30	92	17	.5	30
		EVSOIB36	99	17	.5	36
		EVSOIB42	115	17	.5	42
		EVSOIB48	126	17	.5	48

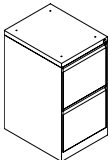
CS19XXBBF - WORKSURFACE SUPPORTING BOX/BOX/FILE 15" PEDESTAL

- Worksurface supporting, with predrilled holes in the top.
- Also available as freestanding with finished top.
- All drawer fronts feature a recessed, angled full pull.
- Pedestal height shown includes glide.
- Pencil tray and Lock included.
- File Bars are not included with Compile pedestals. To order file bars, use product code CSPEDHFB at \$15.00 each list.

	DESCRIPTION	PRODUCT CODE	LIST PRICE	DIMENSIONS/INCHES		
				H	D	W
	Worksurface Supporting Box/Box/File 15" Pedestal	CS1919BBF	549	27 5/8	18 5/8	15
		CS1923BBF	565	27 5/8	22 5/8	15
		CS1929BBF	641	27 5/8	29 5/8	15

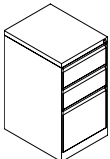
CS19XXFF - WORKSURFACE SUPPORTING FILE/FILE 15" PEDESTAL

- Worksurface supporting, with predrilled holes in the top.
- Also available as freestanding with finished top.
- All drawer fronts feature a recessed, angled full pull.
- Pedestal height shown includes glide.
- Lock included.
- File Bars are not included with Compile pedestals. To order file bars, use product code CSPEDHFB at \$15.00 each list.

	DESCRIPTION	PRODUCT CODE	LIST PRICE	DIMENSIONS/INCHES		
				H	D	W
	Worksurface Supporting File/File 15" Pedestal	CS1919FF	549	27 5/8	18 5/8	15
		CS1923FF	565	27 5/8	22 5/8	15
		CS1929FF	641	27 5/8	29 5/8	15

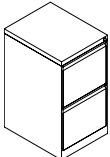
CS19FXXBBF - FREESTANDING BOX/BOX/FILE 15" PEDESTAL

- All drawer fronts feature a recessed, angled full pull.
- Pedestal height shown includes glide.
- Finished top.
- Counterweight, Pencil tray and Lock included.
- File Bars are not included with Compile pedestals. To order file bars, use product code CSPEDHFB at \$15.00 each list.

	DESCRIPTION	PRODUCT CODE	LIST PRICE	DIMENSIONS/INCHES		
				H	D	W
	Freestanding Box/Box/File 15" Pedestal	CS19F19BBF	565	27 5/8	18 5/8	15
		CS19F23BBF	582	27 5/8	22 5/8	15
		CS19F29BBF	655	27 5/8	29 5/8	15

CS19FXXFF - FREESTANDING FILE/FILE 15" PEDESTAL

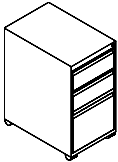
- All drawer fronts feature a recessed, angled full pull.
- Pedestal height shown includes glide.
- Finished top.
- Counterweight and Lock included.
- File Bars are not included with Compile pedestals. To order file bars, use product code CSPEDHFB at \$15.00 each list.

	DESCRIPTION	PRODUCT CODE	LIST PRICE	DIMENSIONS/INCHES		
				H	D	W
	Freestanding File/File 15" Pedestal	CS19F19FF	565	27 5/8	18 5/8	15
		CS19F23FF	582	27 5/8	22 5/8	15
		CS19F29FF	655	27 5/8	29 5/8	15



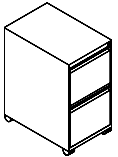
CS19MPXXBBF - MOBILE BOX/BOX/FILE PEDESTAL

- All drawer fronts feature a recessed, angled full pull.
- Pedestal height shown includes glide.
- Finished top.
- Counterweight, Pencil tray, and Lock included.
- File Bars are not included with Compile pedestals. To order file bars, use product code CSPEDHFB at \$15.00 each list.

	DESCRIPTION	PRODUCT CODE	LIST PRICE	DIMENSIONS/INCHES		
				H	D	W
	Mobile Box/Box/File Pedestal	CS19MP19BBF	748	27 7/8	18 5/8	15
		CS19MP23BBF	787	27 7/8	22 5/8	15

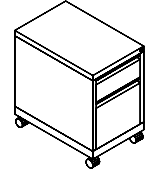
CS19MPXXFF - MOBILE FILE/FILE PEDESTAL

- All drawer fronts feature a recessed, angled full pull.
- Pedestal height shown includes glide.
- Finished top.
- Counterweight and Lock included.
- File Bars are not included with Compile pedestals. To order file bars, use product code CSPEDHFB at \$15.00 each list.

	DESCRIPTION	PRODUCT CODE	LIST PRICE	DIMENSIONS/INCHES		
				H	D	W
	Mobile File/File Pedestal	CS19MP19FF	748	27 7/8	18 5/8	15
		CS19MP23FF	787	27 7/8	22 5/8	15

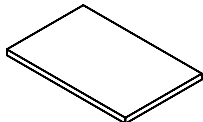

CSMCPXXBFNC - MOBILE BOX/FILE PEDESTAL WITH 60MM CASTERS

- Mobile pedestal that includes one pencil tray.
- Includes factory installed counterweight.
- Lock is standard.
- 60mm high castors.
- For use with pedestal seat cushion. See model below.
- Casters do not lock.

	DESCRIPTION	PRODUCT CODE	LIST PRICE	DIMENSIONS/INCHES		
				H	D	W
	Mobile Box/File Pedestal with 60mm Castors	CSMCP19BFNC	813	23.7/8	18.5/8	15
		CSMCP23BFNC	829	23.7/8	22.5/8	15


CSCUSH15 - PEDESTAL SEAT CUSHIONS

- Cushions will have single stitching at the seams.
- Velcro included for quick attachment to pedestal file.
- 1" Cushion will have a rectilinear design on all sides.
- 2" Cushion will have waterfall edges Front and Back.
- Cushions are for use on CSMCPXXBFNC Mobile Pedestals.
- Please choose a fabric from the standard cushion textiles on pages 94-96

	DESCRIPTION	PRODUCT CODE	LIST PRICE/GRADES														DIM./INCH			YRDS			
			1	2	3	4	5	6	7	8	9	10	11	12	13	14	15	16	17		H	D	W
	Pedestal Seat Cushions - 1" Thick	CSCUSH15X18-5/8X1	205	238	263	297	348	370	415	489	544	606	733	870	968	1102	1367	1633	1901	1	18.625	15	1
		CSCUSH15X22-5/8X1	229	262	287	321	372	394	439	513	568	630	757	894	989	1122	1389	1655	1924	1	22.625	15	1
	Pedestal Seat Cushions - 2" Thick	CSCUSH15X18-5/8X2	227	259	283	318	370	392	437	509	565	627	752	892	1246	1423	1777	2131	2490	2	18.625	15	2
		CSCUSH15X22-5/8X2	255	288	317	363	426	456	515	608	678	758	923	1097	1271	1449	1802	2158	2514	2	22.625	15	2

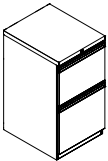
UUPFSBGXXP - PRIME SERIES BOX/BOX/FILE PEDESTAL - WORKSURFACE SUPPORTING

- Two box + one file drawer, locking pedestal.
- Top box drawer 4.8”H; middle box drawer 6.4”H; bottom file drawer 13.6”H (interior 12.5”H). -
- When selected in options, “1” makes the pedestal worksurface supporting, includes pre-drilled top holes for attaching to a worksurface.
- When selected in options, “2” includes a flush top for freestanding applications.
- Worksurface supporting peds can be specified without (NN) or with (W2) a counterweight.
- Freestanding pedestals can be specified without (NN), with concealed casters + counterweight (W1. Add (\$285) or with counterweight only (W2. Add \$240).
- To use as a worksurface supporting pedestal, please specify EVHPB5 separately.
- Pencil tray included top box drawer.
- Ships assembled one carton.

	DESCRIPTION	PRODUCT CODE	LIST PRICE	DIMENSIONS/INCHES		
				H	D	W
	Prime Series Box/Box/File Pedestal - Worksurface Supporting	UUPFSBG18P	720	28.2	18	15
		UUPFSBG22P	728	28.2	22	15
		UUPFSBG28P	805	28.2	28	15

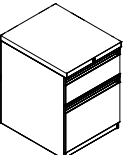
UUPFOFGXXP - PRIME SERIES FILE/FILE PEDESTAL

- Two file drawer, locking pedestal.
- Top file drawer 11.2”H (interior 10.6”H); bottom file drawer 13.6”H (interior 12.5”H).
- When selected in options, “1” makes the pedestal worksurface supporting, includes pre-drilled top holes for attaching to a worksurface.
- When selected in options, “2” includes a flush top for freestanding applications.
- Worksurface supporting peds can be specified without (NN) or with (W2) a counterweight.
- Freestanding pedestals can be specified without (NN), with concealed casters + counterweight (W1. Add \$285) or with counterweight only (W2. Add \$240).
- To use as a worksurface supporting pedestal, please specify EVHPB5 separately.
- Ships assembled one carton.

	DESCRIPTION	PRODUCT CODE	LIST PRICE	DIMENSIONS/INCHES		
				H	D	W
	Prime Series File/File Pedestal - Worksurface Supporting	UUPFOFG18P	720	28.2	18	15
		UUPFOFG22P	728	28.2	22	15
		UUPFOFG28P	805	28.2	28	15

UUPF0BFXXP - PRIME SERIES BOX/FILE PEDESTAL


- One box and one file drawer, locking pedestal.
- Freestanding pedestals can be specified without (NN) or with (W2) a counterweight.
- Freestanding pedestals can be specified without (NN), with concealed casters + counterweight (W1. Add \$285) or with counterweight only (W2. Add \$240).
- Pencil tray included in box drawer.
- Ships assembled one carton.

	DESCRIPTION	PRODUCT CODE	LIST PRICE	DIMENSIONS/INCHES		
				H	D	W
	Prime Series Box/File Pedestal	UUPF0BF18P	720	20.8	18	15
		UUPF0BF22P	728	20.8	22	15
		UUPF0BF28P	805	20.8	28	15



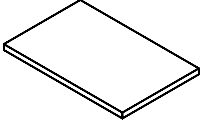
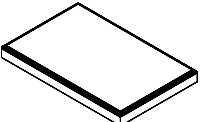
UUPW0BFXXP - MOBILE BOX/FILE PEDESTAL WITH 60MM CASTERS

- One box and one file drawer; locking mobile pedestal.
- Pencil tray included in box drawer.
- 60mm casters, two locking/two non-locking.
- Ships assembled one carton.

	DESCRIPTION	PRODUCT CODE	LIST PRICE	DIMENSIONS/INCHES		
				H	D	W
	Mobile Box/File Pedestal with 60mm Casters	UUPW0BF18P	871	18	23.3	15
		UUPW0BF22P	877	22	23.3	15
		UUPW0BF28P	1039	28	23.3	15


EVCUSHION15 - PEDESTAL SEAT CUSHIONS

- Cushions will have single stitching at the seams.
- Velcro included for quick attachment to pedestal file.
- 1" Cushion will have a rectilinear design on all sides.
- 2" Cushion will have waterfall edges Front and Back,
- Cushions are for use on Prime Mobile Pedestals.
- Please choose a fabric from the standard cushion textiles offering.

	DESCRIPTION	PRODUCT CODE	LIST PRICE/GRADES																	DIM./INCH			YRDS
			1	2	3	4	5	6	7	8	9	10	11	12	13	14	15	16	17	H	D	W	
	Pedestal Seat Cushions - 1" Thick	EVCUSHION15X18X1	205	241	267	306	361	387	436	516	578	645	785	935	864	981	1220	1457	1692	1	18	15	1
		EVCUSHION15X19X1	205	241	267	306	361	387	436	516	578	645	785	935	864	981	1220	1457	1692	1	19	15	1
		EVCUSHION15X22X1	229	266	293	330	387	411	460	542	602	671	809	961	884	1002	1241	1476	1712	1	22	15	1
		EVCUSHION15X23X1	229	266	293	330	387	411	460	542	602	671	809	961	884	1002	1241	1476	1712	1	23	15	1
		EVCUSHION15X28X1	303	350	380	435	508	543	607	716	797	890	1076	1277	1175	1332	1649	1963	2279	1	28	15	1
		EVCUSHION15X29X1	303	350	380	435	508	543	607	716	797	890	1076	1277	1175	1332	1649	1963	2279	1	29	15	1
	Pedestal Seat Cushions - 2" Thick	EVCUSHION15X18X2	227	263	288	326	381	408	457	538	599	666	804	959	882	1000	1236	1474	1236	2	18	15	2
		EVCUSHION15X19X2	227	263	288	326	381	408	457	538	599	666	821	959	882	1000	1236	1474	1236	2	19	15	2
		EVCUSHION15X22X2	255	291	317	356	411	437	488	566	628	695	835	985	904	1023	1261	1497	1734	2	22	15	2
		EVCUSHION15X23X2	255	291	317	356	411	437	488	566	628	695	835	985	904	1023	1261	1497	1734	2	23	15	2
		EVCUSHION15X28X2	338	382	415	468	543	578	642	750	831	924	1108	1308	1204	1359	1676	1990	2309	2	28	15	2
		EVCUSHION15X29X2	338	382	415	468	543	578	642	750	831	924	1108	1308	1204	1359	1676	1990	2309	2	29	15	2

EVHPB5 - PEDESTAL BRACKET

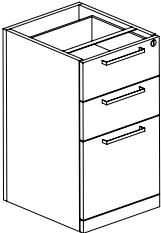
- Attaches to back edge of a pedestal and connects a pedestal to panel connector.
- Available in standard paint colors.

	DESCRIPTION	PRODUCT CODE	LIST PRICE	DIMENSIONS/INCHES	
				H	
	Pedestal Bracket	EVHPB5	36	11	

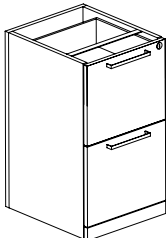
ALL PEDESTALS FEATURE

- Worksurface supporting pedestals are 28”h
- Pencil tray included with B/B/F pedestal
- Box drawer and file drawers mounted on full extension ball bearing slides
- All file drawers come with adjustable rails for legal or letter size hanging folders
- 1-Door pedestal comes handed left or right (handedness is determined by hinge side)
- 1-Door Pedestal includes one adjustable shelf
- Locks are standard on all units and match pull finish

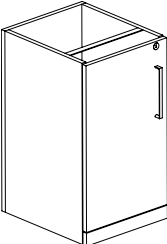
EVL2PBBF - BOX/BOX/FILE WORKSURFACE SUPPORTING PEDESTAL

	DESCRIPTION	PRODUCT CODE	LIST PRICE	DIMENSIONS/INCHES		
				H	D	W
	Box/Box/File Worksurface Supporting Pedestal	EVL2PBBF18	1040	28	15.5	18
		EVL2PBBF23	1150	28	15.5	23
		EVL2PBBF29	1204	28	15.5	29

EVL2PFF - FILE/FILE WORKSURFACE SUPPORTING PEDESTAL

	DESCRIPTION	PRODUCT CODE	LIST PRICE	DIMENSIONS/INCHES		
				H	D	W
	File/File Worksurface Supporting Pedestal	EVL2PFF18	943	28	15.5	18
		EVL2PFF23	1074	28	15.5	23
		EVL2PFF29	1129	28	15.5	29

EVL2P1D - 1-DOOR WORKSURFACE SUPPORTING PEDESTAL


	DESCRIPTION	PRODUCT CODE	LIST PRICE	DIMENSIONS/INCHES		
				H	D	W
	1-Door Worksurface Supporting Pedestal	EVL2P1D18(L/R)	791	28	15.5	18
		EVL2P1D23(L/R)	874	28	15.5	23
		EVL2P1D29(L/R)	965	28	15.5	29



ALL MOBILE PEDESTALS FEATURE


- Mobile pedestals with inset top are designed for use with cushion
- Pencil tray included with box drawer
- Box drawer and file drawers mounted on full extension ball bearing slides
- If file drawers come with adjustable rails for legal or letter size hanging folders

EVL2PBF - BOX/FILE MOBILE PEDESTAL W/STANDARD TOP



DESCRIPTION	PRODUCT CODE	LIST PRICE	DIMENSIONS/INCHES		
			H	D	W
Box/File Mobile Pedestal w/Standard Top	EVL2PBF20M	1327	22.69	15.5	20
	EVL2PBF24M	1327	22.69	15.5	24

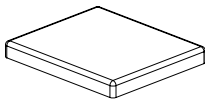
EVL2PBF-MIT - BOX/FILE MOBILE PEDESTAL W/INSET TOP



DESCRIPTION	PRODUCT CODE	LIST PRICE	DIMENSIONS/INCHES		
			H	D	W
Box/File Mobile Pedestal w/Inset Top	EVL2PBF18MIT	1243	22	15.5	18
	EVL2PBF24MIT	1318	22	15.5	24


EVL PSTC - MOBILE PEDESTAL CUSHION (FOR USE WITH INSET TOP MOBILE PEDESTALS)

DESCRIPTION	PRODUCT CODE	LIST PRICE/GRADES																	DIM./INCH			YRDS
		1	2	3	4	5	6	7	8	9	10	11	12	13	14	15	16	17	H	D	W	
Mobile Pedestal Cushion	EVL PSTC1518	304	340	358	391	434	454	500	564	617	673	788	912	1067	1200	1456	1717	1979	1	15.5	18	1
	EVL PSTC1524	352	379	405	437	482	502	541	612	663	721	831	959	1114	1241	1503	1758	2019	1	15.5	24	1



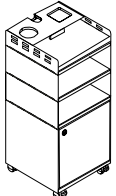
EVSSP12BFM - CUBE STORAGE BF MOBILE PEDESTAL

- Mobile pedestal with door and shelf
- Includes four locking casters
- File interior dimensions: 11 7/8"H x 11 13/16"W x 10 7/16"D
- Metal wire divider file is 3-7/16" from side, can be installed either on the left or right side
- Includes lock
- Shipped KD

DESCRIPTION	PRODUCT CODE	LIST PRICE	DIMENSIONS/INCHES		
			H	D	W
	EVSSP12BFMKL	819	22	12	12
	EVSSP12BFMKR	819	22	12	12

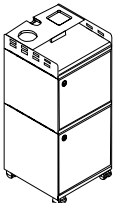
EVSSP12BBFM - CUBE STORAGE BBF MOBILE PEDESTAL

- Mobile pedestal with door and shelf
- Includes four locking casters
- File interior dimensions: 11 7/8"H x 11 13/16"W x 10 7/16"D
- Metal wire divider in file is 3-7/16" from side, can be installed either on the left or right side
- Includes lock
- Shipped KD

DESCRIPTION	PRODUCT CODE	LIST PRICE	DIMENSIONS/INCHES		
			H	D	W
	EVSSP12BBFMKL	1021	28	12	12
	EVSSP12BBFMKR	1021	28	12	12

EVSSP12SFM - CUBE STORAGE SF MOBILE PEDESTAL

- Mobile pedestal with doors
- Includes four locking casters
- File interior dimensions: 11 7/8"H x 11 13/16"W x 10 7/16"D
- Metal wire divider in storage and file is 3-7/16" from side, can be installed either on the left or right side
- Storage interior dimension: 10 1/2"H x 11 13/16"W x 10 7/16"D
- Includes lock
- Shipped KD

DESCRIPTION	PRODUCT CODE	LIST PRICE	DIMENSIONS/INCHES		
			H	D	W
	EVSSP12SFMKL	1070	28	12	12
	EVSSP12SFMKR	1070	28	12	12



EVSSP12BFM - CUBE STORAGE BF MOBILE PEDESTAL

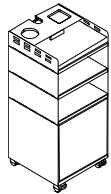
- Mobile pedestal with door and shelf
 - Includes four locking casters
 - File interior dimensions: 11 7/8"H x 11 13/16"W x 10 7/16"D
 - Metal wire divider in file is 3-7/16" from side, can be installed either on the left or right side
- Shipped KD



DESCRIPTION	PRODUCT CODE	LIST PRICE	DIMENSIONS/INCHES		
			H	D	W
	EVSSP12BFML	735	22	12	12
	EVSSP12BFMR	735	22	12	12

EVSSP12BBFM - CUBE STORAGE BBF MOBILE PEDESTAL

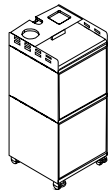
- Mobile pedestal with door and shelf
 - Includes four locking casters
 - File interior dimensions: 11 7/8"H x 11 13/16"W x 10 7/16"D
 - Metal wire divider in file is 3-7/16" from side, can be installed either on the left or right side
- Shipped KD



DESCRIPTION	PRODUCT CODE	LIST PRICE	DIMENSIONS/INCHES		
			H	D	W
	EVSSP12BBFML	938	28	12	12
	EVSSP12BBFMR	938	28	12	12

EVSSP12SFM - CUBE STORAGE SF MOBILE PEDESTAL

- Mobile pedestal with doors
 - Includes four locking casters
 - File interior dimensions: 11 7/8"H x 11 13/16"W x 10 7/16"D
 - Metal wire divider in storage and file is 3-7/16" from side, can be installed either on the left or right side
- Storage interior dimension: 10 1/2"H x 11 13/16"W x 10 7/16"D
 - Shipped KD

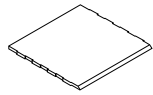


DESCRIPTION	PRODUCT CODE	LIST PRICE	DIMENSIONS/INCHES		
			H	D	W
	EVSSP12SFML	854	28	12	12
	EVSSP12SFMR	854	28	12	12

EVFELT03BC - PET PIECE FOR SHELF FOR PEDESTAL WITH CLOSED BACK

- PET piece for shelf for pedestal with closed back
- Front edge at 45 degree

DESCRIPTION	PRODUCT CODE	LIST PRICE	DIMENSIONS/INCHES		
			H	D	W

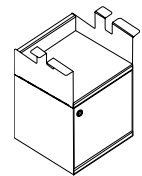


EVFELT03BC	42	12	12	.038
------------	----	----	----	------

EVSSPH12BF - CUBE STORAGE BF

- Hanging storage
- Attaches to underside of worksurface
- File interior dimensions: 11 7/8"H x 11 13/16"W x 10 7/16"D
- Metal wire divider in file is 3-7/16" from side, can be installed either on the left or right side
- Configuration box/file with door
- Includes lock
- Shipped KD

DESCRIPTION	PRODUCT CODE	LIST PRICE	DIMENSIONS/INCHES		
			H	D	W

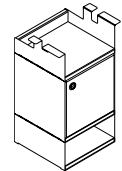


EVSSPH12BFKL	610	18.5	12	12
EVSSPH12BFKR	610	18.5	12	12

EVSSPH12BFB - CUBE STORAGE BFB

- Hanging storage
- Attaches to underside of worksurface
- File interior dimensions: 11 7/8"H x 11 13/16"W x 10 7/16"D
- Metal wire divider in file is 3-7/16" from side, can be installed either on the left or right side
- Configuration box/file with door/box
- Includes lock
- Shipped KD

DESCRIPTION	PRODUCT CODE	LIST PRICE	DIMENSIONS/INCHES		
			H	D	W

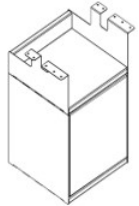


EVSSPH12BFBKL	812	24	12	12
EVSSPH12BFBKR	812	24	12	12



EVSSPH12BF - CUBE STORAGE BF

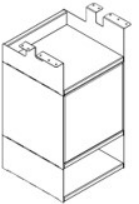
- Hanging storage
- Attaches to underside of worksurface
- File interior dimensions: 11 7/8"H x 11 13/16"W x 10 7/16"D
- Metal wire divider in file is 3-7/16" from side, can be installed either on the left or right side
- Configuration box/file with door
- Shipped KD



DESCRIPTION	PRODUCT CODE	LIST PRICE	DIMENSIONS/INCHES		
			H	D	W
	EVSSPH12BFL	526	18.5	12	12
	EVSSPH12BFR	526	18.5	12	12

EVSSPH12BFB - CUBE STORAGE BFB

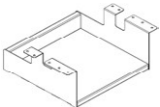
- Hanging storage
- Attaches to underside of worksurface
- File interior dimensions: 11 7/8"H x 11 13/16"W x 10 7/16"D
- Metal wire divider in file is 3-7/16" from side, can be installed either on the left or right side
- Configuration box/file with door/box
- Shipped KD



DESCRIPTION	PRODUCT CODE	LIST PRICE	DIMENSIONS/INCHES		
			H	D	W
	EVSSPH12BFBFL	729	24	12	12
	EVSSPH12BFBFR	729	24	12	12

EVSSPH12B - CUBE STORAGE B

- Hanging storage
- Attaches to underside of worksurface
- Configuration box
- Shipped KD

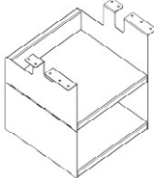


DESCRIPTION	PRODUCT CODE	LIST PRICE	DIMENSIONS/INCHES		
			H	D	W
	EVSSPH12B	204	11.5	12	12

EVSSPH12BB - CUBE STORAGE BB

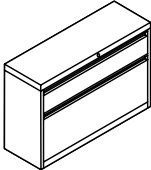
- Hanging storage
- Attaches to underside of worksurface
- Configuration box/box
- Shipped KD

DESCRIPTION	PRODUCT CODE	LIST PRICE	DIMENSIONS/INCHES		
			H	D	W
	EVSSPH12BB	406	17	12	12



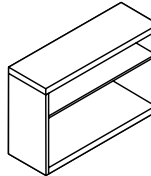
CS19XX-1X1FH - ONE 1/2 HEIGHT FIXED FRONT & ONE 12" FIXED FRONT LATERAL FILE

- 1/2 Height Box Drawer.
- 1 Fixed Drawer Front.
- Includes Lock.
- Lateral File Top is required when not installed under a worksurface.
- Counterweights must be specified on lateral files with pull out drawers, unless worksurface supporting, ganged together or anchored to the floor or wall.

	DESCRIPTION	PRODUCT CODE	LIST PRICE	DIMENSIONS/INCHES		
				H	D	W
	One 1/2 Height Fixed Front &	CS1930P-1X1FH	1241	21.1875	19.25	30
	One 12" Fixed Front Lateral File	CS1936P-1X1FH	1325	21.1875	19.25	36
		CS1942P-1X1FH	1407	21.1875	19.25	42

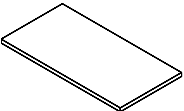
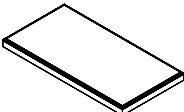
CS19XX-1XSND - ONE 1/2 HEIGHT OPEN SHELF & ONE 12" OPEN SHELF LATERAL CABINET

- 1/2 Height Open Shelf.
- Bottom Open Shelf.

	DESCRIPTION	PRODUCT CODE	LIST PRICE	DIMENSIONS/INCHES		
				H	D	W
	One 1/2 Height Open Shelf &	CS1930-1XSND	622	21.1875	19.25	30
	One 12" Open Shelf Lateral Cabinet	CS1936-1XSND	707	21.1875	19.25	36
		CS1942-1XSND	787	21.1875	19.25	42

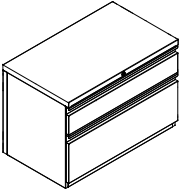
CSCUSH19 - LATERAL SEAT CUSHIONS

- Cushions will have single stitching at the seams,
- Velcro included for quick attachment to lateral file.
- 1" Cushion will have a rectilinear design on all sides.
- 2" Cushion will have waterfall edges Front and Back.
- Please choose a fabric from the standard cushion textiles offering.

	DESCRIPTION	PRODUCT CODE	LIST PRICE/GRADES														DIM./INCH			YRDS			
			1	2	3	4	5	6	7	8	9	10	11	12	13	14	15	16	17		H	D	W
	Lateral Seat	CSCUSH19-25X30X1	374	416	448	494	564	595	658	755	830	914	1086	1268	1417	1597	1951	2306	2661	1	19	30	1
	Cushions - 1" Thick	CSCUSH19-25X36X1	388	430	462	510	578	609	672	769	844	928	1100	1281	1428	1606	1962	2317	2675	1	19	36	1
		CSCUSH19-25X42X1	402	443	476	522	591	622	684	780	856	941	1112	1295	1369	1547	1902	2257	2613	1	19	42	1
	Lateral Seat	CSCUSH19-25X30X2	415	457	489	535	605	636	697	793	869	954	1125	1308	1380	1558	1914	2268	2626	2	19	30	2
	Cushions - 2" Thick	CSCUSH19-25X36X2	426	468	500	546	615	647	708	804	880	965	1136	1319	1391	1568	1924	2277	2634	2	19	36	2
		CSCUSH19-25X42X2	442	484	516	564	632	663	724	823	896	981	1152	1335	1401	1580	1933	2290	2645	2	18	42	2

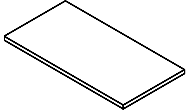
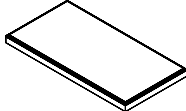
UULPS0F18XXP - ONE 1/2 HEIGHT FIXED FRONT & ONE 12" FIXED FRONT LATERAL FILE

- Fixed front drawers, top box drawer front 6.4"H (interior 5.2"H) bottom file drawer front 11.2"H (interior 10.8"H).
- Locking.
- Side to side hanging bars included.
- Ships assembled one carton

	DESCRIPTION	PRODUCT CODE	LIST PRICE	DIMENSIONS/INCHES		
				H	D	W
	One 1/2 Height Fixed Front &	UULPS0BF1830P	1679	21	18	30
	One 12" Fixed Front Lateral File	UULPS0BF1836P	1748	21	18	36
		UULPS0BF1842P	1808	21	18	42

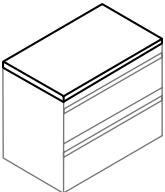
EVCUSHION18 - LATERAL SEAT CUSHIONS

- Cushions will have single stitching at the seams.
- Velcro included for quick attachment to lateral file.
- 1" Cushion will have a rectilinear design on all sides.
- 2" Cushion will have waterfall edges Front and Back.
- Please choose a fabric from the standard cushion textile offering.

	DESCRIPTION	PRODUCT CODE	LIST PRICE/GRADES														DIM./INCH			YRDS			
			1	2	3	4	5	6	7	8	9	10	11	12	13	14	15	16	17		H	D	W
	Lateral Seat	EVCUSHION18X30X1	318	365	398	449	523	557	624	731	813	752	1091	1290	1186	1346	1659	1976	2292	1	18	30	1
	Cushions - 1" Thick	EVCUSHION18X36X1	354	401	436	486	561	595	662	768	848	941	1127	1328	1528	1727	2127	2528	2925	1	18	36	1
		EVCUSHION18X42X1	378	425	459	510	585	618	686	792	873	966	1152	1354	1236	1396	1711	2026	2341	1	18	42	1
	Lateral Seat	EVCUSHION18X30X2	1322	396	427	480	555	590	654	762	844	936	1123	1322	1214	1370	1686	2002	2316	2	18	30	2
	Cushions - 2" Thick	EVCUSHION18X36X2	392	439	472	522	598	632	698	804	885	979	1166	1364	1564	1765	2163	2564	2964	2	18	36	2
		EVCUSHION18X42X2	392	439	472	522	598	632	698	804	885	979	1166	1364	1267	1424	1740	2057	2371	2	18	42	2

EVT - LATERAL FILE TOPS

- Note the following abbreviations:
T = Thermally-Fused Laminate and H = High Pressure Laminate.
- Available in standard Evolve finishes.

	DESCRIPTION	PRODUCT CODE	LIST PRICE		DIMENSIONS/INCHES		
			LP	HP ADD	H	D	W
	Lateral File Tops	EVT1830	163	66	1	18	30
		EVT1836	185	77	1	18	36
		EVT1842	223	120	1	18	42
		EVT1860	301	218	1	18	60
		EVT1872	355	230	1	18	72
		EVT1884	495	171	1	18	84
		EVT1890	534	192	1	18	90
		EVT18108	645	249	1	18	108



CS19XXP - 2F12 - LATERAL FILES - 2 DRAWERS WITH COUNTERWEIGHT

- Counterweight is standard. Two fixed front drawers.
- Side-to-side hanging file bars included.
- Drawers are 12.25" high.
- File cannot be used to store standard three ring binders.
- Lock included.



DESCRIPTION	PRODUCT CODE	LIST PRICE	DIMENSIONS/INCHES		
			H	D	W
Lateral Files - 2 Drawers with Counterweight	CS1930P-2F12	985	27.14	19.25	30
	CS1936P-2F12	1061	27.14	19.25	36
	CS1942P-2F12	1103	27.14	19.25	42

CS19XXP - 3F12 - LATERAL FILES - 3 DRAWERS WITH COUNTERWEIGHT


- Counterweight is standard. Three fixed front drawers.
- Side-to-side hanging file bars included.
- Drawers are 12.25" high.
- File cannot be used to store standard three ring binders.
- Lock included.



DESCRIPTION	PRODUCT CODE	LIST PRICE	DIMENSIONS/INCHES		
			H	D	W
Lateral Files - 3 Drawers with Counterweight	CS1930P-3F12	1226	39.52	19.25	30
	CS1936P-3F12	1292	39.52	19.25	36
	CS1942P-3F12	1349	39.52	19.25	42

CS19XXP - 4F12 - LATERAL FILES - 4 DRAWERS WITH COUNTERWEIGHT

- Counterweight is standard. Four fixed front drawers.
- Side-to-side hanging file bars included.
- Drawers are 12.25" high.
- File cannot be used to store standard three ring binders.
- Posting shelf option NOT available.
- Lock included.

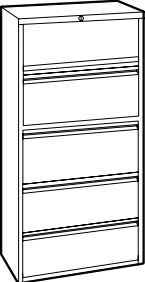


DESCRIPTION	PRODUCT CODE	LIST PRICE	DIMENSIONS/INCHES		
			H	D	W
Lateral Files - 4 Drawers with Counterweight	CS1930P-4F12	1565	51.89	19.25	30
	CS1936P-4F12	1639	51.89	19.25	36
	CS1942P-4F12	1764	51.89	19.25	42

CS19XXP - 5F12 - LATERAL FILES - 5 DRAWERS

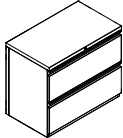
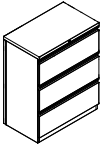
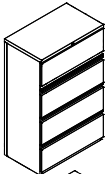
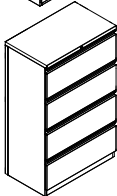
- Four fixed front drawers plus top drawer with receding door and roll-out shelf.
- Side-to-side hanging file bars included.
- Drawers are 12.25" high.
- File cannot be used to store standard three ring binders.
- Posting shelf option NOT available.
- Lock included.

DESCRIPTION	PRODUCT CODE	LIST PRICE	DIMENSIONS/INCHES		
			H	D	W
Lateral Files - 5 Drawers	CS1930P-5F12	1863	66.39	19.25	30
	CS1936P-5F12	1945	66.39	19.25	36
	CS1942P-5F12	2052	66.39	19.25	42



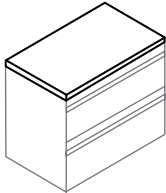
UULF18P - 12" OPENING LATERAL FILE FIXED FRONT DRAWERS

- Fixed front file drawers, top drawer front 11.2"H (interior 10.6"H) bottom drawer front 13.6"H (interior 12.5"H).
- Locking.
- Side to side hanging bars included.
- Ships assembled one carton
- Counterweight (W2) available. Upcharge applies.
- Individually locking drawers (KID) available. Upcharge applies.

	DESCRIPTION	PRODUCT CODE	LIST PRICE	DIMENSIONS/INCHES		
				H	D	W
	Lateral File - 2 High	UULF20G1830P	1430	28	18	30
		UULF20G1836P	1495	28	18	36
		UULF20G1842P	1578	28	18	42
		Add \$464 for counterweight (W2). Add \$381 for individually locking drawers (KID)				
	Lateral File - 3 High	UULF30G1830P	1874	39.2	18	30
		UULF30G1836P	1969	39.2	18	36
		UULF30G1842P	2084	39.2	18	42
		Add \$448 for counterweight (W2). Add \$768 for individually locking drawers (KID)				
	Lateral File - 4 High	UULF40H1830P	2379	53.6	18	30
		UULF40H1836P	2503	53.6	18	36
		UULF40H1842P	2653	53.6	18	42
		Add \$272 for counterweight (W2). Add \$1148 for individually locking drawers (KID)				
	Lateral File - 5 High	UULF50P1830P	2941	65.6	18	30
		UULF50P1836P	3064	65.6	18	36
		UULF50P1842P	3229	65.6	18	42
		Add \$272 for counterweight (W2). Add \$1535 for individually locking drawers (KID)				

EVT - LATERAL FILE TOPS

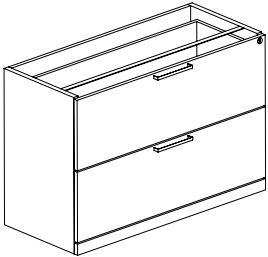
- Note the following abbreviations:
- T = Thermally-Fused Laminate
- H = High Pressure Laminate
- Available in standard Evolve finishes.

DESCRIPTION	PRODUCT CODE	LIST PRICE		DIMENSIONS/INCHES		
		LP	HP	H	D	W
 Lateral File Tops	EVT1830	163	66	1	18	30
	EVT1836	185	77	1	18	36
	EVT1842	223	120	1	18	42
	EVT1860	301	218	1	18	60
	EVT1872	355	230	1	18	72
	EVT1884	495	171	1	18	84
	EVT1890	534	192	1	18	90
	EVT18108	645	249	1	18	108

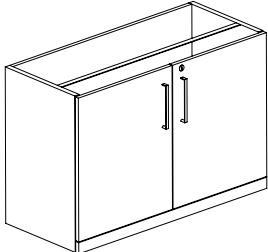
LATERAL FILES FEATURES

- Worksurface supporting lateral files ship without a top
- All lateral files feature drawer interlocking system
- All file drawers come with adjustable rails for legal or letter size hanging folders
- "C" combo lateral includes a pencil tray with one box drawer.
- "C" combo lateral only locks on one side
- Lateral files with doors include one adjustable shelf
- Locks are standard on all units and match pull finish
- File drawers are mounted on full extension ball bearing slides

EVL2L2H - FILE/FILE WORKSURFACE SUPPORTING LATERAL FILE, 18"D & 22"D

	DESCRIPTION	PRODUCT CODE	LIST PRICE	DIMENSIONS/INCHES		
				H	D	W
	File/File Worksurface Supporting Pedestal	EVL2L2H1830	1690	28	30	18
		EVL2L2H1836	1800	28	36	18
		EVL2L2H1842	1870	28	42	18
		EVL2L2H2230	1740	28	30	22
		EVL2L2H2236	1850	28	36	22
		EVL2L2H2242	1979	28	42	22

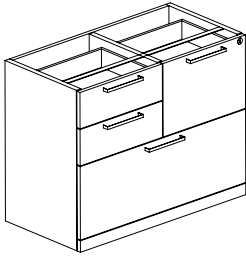
EVL2L2D - 2-DOOR WORKSURFACE SUPPORTING LATERAL FILE, 18"D & 22"D

	DESCRIPTION	PRODUCT CODE	LIST PRICE	DIMENSIONS/INCHES		
				H	D	W
	2-Door Worksurface Supporting Lateral File	EVL2L2D1830	1183	28	30	18
		EVL2L2D1836	1243	28	36	18
		EVL2L2D1842	1368	28	42	18
		EVL2L2D2230	1280	28	30	22
		EVL2L2D2236	1314	28	36	22
		EVL2L2D2242	1513	28	42	22

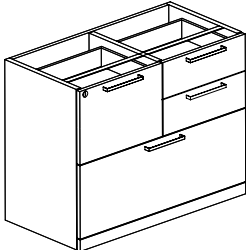
COMBO LATERAL FILES FEATURES

- Worksurface supporting lateral files ship without a top
- All lateral files feature drawer interlocking system
- All file drawers come with adjustable rails for legal or letter size hanging folders
- "C" combo lateral includes a pencil tray with one box drawer.
- "C" combo lateral only locks on one side
- Locks are standard on all units and match pull finish
- File drawers are mounted on full extension ball bearing slides

EVL2LCR - RIGHT-HAND WORKSURFACE SUPPORTING COMBO LATERAL FILE, 18"D & 22"D

	DESCRIPTION	PRODUCT CODE	LIST PRICE	DIMENSIONS/INCHES		
				H	D	W
	Right-Hand Worksurface Supporting Combo Lateral File	EVL2LCR1830	2075	28	30	18
		EVL2LCR1836	2418	28	36	18
	EVL2LCR2230	2409	28	30	22	
	EVL2LCR2236	2534	28	36	22	

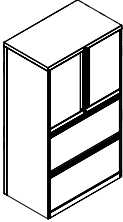
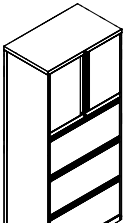
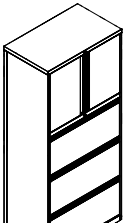
EVL2LCL - LEFT-HAND WORKSURFACE SUPPORTING COMBO LATERAL FILE, 18"D & 22"D

	DESCRIPTION	PRODUCT CODE	LIST PRICE	DIMENSIONS/INCHES		
				H	D	W
	2-Door Worksurface Supporting Lateral File	EVL2LCL1830	2075	28	30	18
		EVL2LCL1836	2418	28	36	18
	EVL2LCL2230	2409	28	30	22	
	EVL2LCL2236	2534	28	36	22	



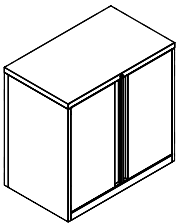
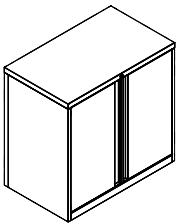
UCCP - 12" OPENING MULTI STORAGE UNIT

- 2 lateral file drawers and storage with hinged doors.
- 2 Locks per unit is included, (1) for door (1) for drawers.
- Open shelving with one fixed and two adjustable shelves, Two lateral file drawers.
- Side-to-side hanging file bars included. Locking and full pull handle design.
- Counterweight (W2) available. Upcharge applies.
- Individually locking drawers (KID) available. Upcharge applies.

	DESCRIPTION	PRODUCT CODE	LIST PRICE	DIMENSIONS/INCHES		
				H	D	W
	12" Opening Multi Storage Unit - 4 High (50" High)	UUCC41G1830P	3002	49.6	18	30
		UUCC41G1836P	3214	49.6	18	36
		UUCC41G1842P	3459	49.6	18	42
Add \$272 for counterweight (W2). Add \$381 for individually locking drawers (KID)						
	12" Opening Multi Storage Unit - 4 High (54" High)	UUCC41H1830P	3151	53.6	18	30
		UUCC41H1836P	3370	53.6	18	36
		UUCC41H1842P	3496	53.6	18	42
Add \$272 for counterweight (W2). Add \$381 for individually locking drawers (KID)						
	12" Opening Multi Storage Unit - 5 High (3 Lateral)	UUCC51C1830P	3504	65.6	18	30
		UUCC51C1836P	3767	65.6	18	36
		UUCC51C1842P	4063	65.6	18	42
Add \$272 for counterweight (W2). Add \$768 for individually locking drawers (KID)						

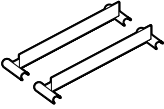
UUSC - 12" STORAGE CABINET WITH HINGED DOOR

- SC2 - 28" high with 1 shelf.
- SC3 - 39.2" high with 2 shelves.
- SC4 - 53.6" high with 3 shelves.
- SC5 - 65.6" high with 4 shelves.
- Shelves are height adjustable.
- Lock is included.

	DESCRIPTION	PRODUCT CODE	LIST PRICE	DIMENSIONS/INCHES		
				H	D	W
	12" Storage Cabinet with Hinged Door - 2 High (WS Supporting)	UUSC21G1830P	1174	28	18	30
		UUSC21G1836P	1307	28	18	36
		UUSC21G1842P	1424	28	18	42
	12" Storage Cabinet with Hinged Door - 3 High	UUSC31G1830P	1449	39.2	18	30
		UUSC31G1836P	1643	39.2	18	36
		UUSC31G1842P	1817	39.2	18	42
	12" Storage Cabinet with Hinged Door - 4 High	UUSC41H1830P	1749	53.6	18	30
		UUSC41H1836P	1953	53.6	18	36
		UUSC41H1842P	2162	53.6	18	42
	12" Storage Cabinet with Hinged Door - 5 High	UUSC51C1830P	1973	65.6	18	30
		UUSC51C1836P	2213	65.6	18	36
		UUSC51C1842P	2450	65.6	18	42

FRONT TO BACK FILE BAS

- Includes two bars
- Finish in eco-grey.

	DESCRIPTION	PRODUCT CODE	LIST PRICE	DIMENSIONS/INCHES		
				H	D	W
	Cross File Bars	UULFA0718	31	1	17.3	1

HANGING FILE BARS

- One pair. Grey.
- For 30", 36" or 42" widths.
- Included in standard product.

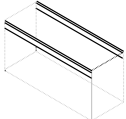
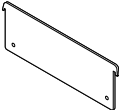
	DESCRIPTION	PRODUCT CODE	LIST PRICE	DIMENSIONS/INCHES		
				H	D	W
	Hanging File Bars	UULFA01	59	275	.5	1.3
	Pair	UULFA02	59	33.5	.5	1.3
		UULFA03	59	39.5	.5	1.3

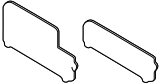
PLATE DIVIDERS

- Three per package.
- For use with Prime series lateral files.

	DESCRIPTION	PRODUCT CODE	LIST PRICE	DIMENSIONS/INCHES		
				H	D	W
	Plate Dividers, 18D	UULFA1018	62	7.25	.2	13.25

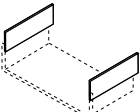
HALF HEIGHT DIVIDER PLATES

- Three per package.
- For use with Prime series lateral files.

	DESCRIPTION	PRODUCT CODE	LIST PRICE	DIMENSIONS/INCHES		
				H	D	W
	Half Height divider plates, 18D	UULFA2418	62	3.95	.5	13.5

EDP ADAPTER


- One pair. Grey.
- Extends side height of lateral file drawers by 1"

	DESCRIPTION	PRODUCT CODE	LIST PRICE	DIMENSIONS/INCHES		
				H	D	W
	EDP adapters	UULFA2018	60	2.65	.15	16.5



ADDITIONAL KEY

- For Prime series files.

	DESCRIPTION	PRODUCT CODE	LIST PRICE	DIMENSIONS/INCHES		
				H	D	W
	Additional Key	UUKY	17			

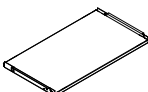
REPLACEMENT LOCK AND LEY

- For Prime series files.

	DESCRIPTION	PRODUCT CODE	LIST PRICE	DIMENSIONS/INCHES		
				H	D	W
	Lock and Key	UUKC	51			

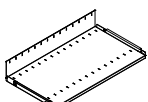
EXTRA CABINET SHELF, NON SLOTTED

- For Prime series files.

	DESCRIPTION	PRODUCT CODE	LIST PRICE	DIMENSIONS/INCHES		
				H	D	W
	Cabinet Shelf - Non Slotted	UUSA11830	406	.8	16	28.4
		UUSA11836	456	.8	16	34.4
		UUSA11842	478	.8	16	40.4

EXTRA CABINET SHELF, SLOTTED

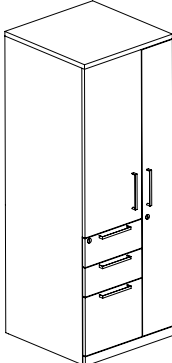
- For Prime series files.

	DESCRIPTION	PRODUCT CODE	LIST PRICE	DIMENSIONS/INCHES		
				H	D	W
	Cabinet Shelf - Slotted	UUSA21830	478	5.25	16	28.4
		UUSA21836	556	5.25	16	34.4
		UUSA21842	589	5.25	16	40.4

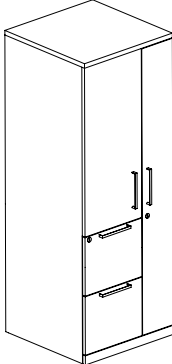
STORAGE TOWERS W/CUPBOARD

- Storage tower with cupboard above FF or BBF and wardrobes will lock only the wardrobe and drawers
- Storage towers with wardrobe include a coat rod
- Locks are standard on all units and match pull finish

EVL2TWBBF2DL - STORAGE TOWER W/CUPBOARD, BOX/BOX/FILE, RIGHT & LEFT HAND

	DESCRIPTION	PRODUCT CODE	LIST PRICE	DIMENSIONS/INCHES			
				H	D	W	
 <p>Right Hand Shown</p>	Storage Tower w/Cupboard, Box/Box/File,	EVL2TWBBF2DL4224	2590	42	24	24	
		EVL2TWBBF2DL4824	2590	48	24	24	
		EVL2TWBBF2DL5424	2679	54	24	24	
		EVL2TWBBF2DL6624	3002	66	24	24	
			EVL2TWBBF2DR4224	2590	42	24	24
			EVL2TWBBF2DR4824	2590	48	24	24
			EVL2TWBBF2DR5424	2679	54	24	24
			EVL2TWBBF2DR6624	3002	66	24	24

EVL2TW2F2DL - STORAGE TOWER W/CUPBOARD, FILE/FILE, RIGHT & LEFT HAND

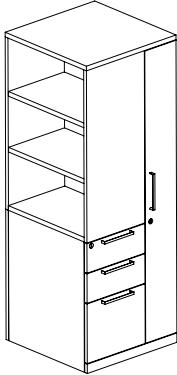
	DESCRIPTION	PRODUCT CODE	LIST PRICE	DIMENSIONS/INCHES			
				H	D	W	
 <p>Right Hand Shown</p>	Storage Tower w/Cupboard, File/File	EVL2TW2F2DL4224	2493	42	24	24	
		EVL2TW2F2DL4824	2493	48	24	24	
		EVL2TW2F2DL5424	2561	54	24	24	
		EVL2TW2F2DL6624	2871	66	24	24	
			EVL2TW2F2DR4224	2493	42	24	24
			EVL2TW2F2DR4824	2493	48	24	24
			EVL2TW2F2DR5424	2561	54	24	24
			EVL2TW2F2DR6624	2871	66	24	24



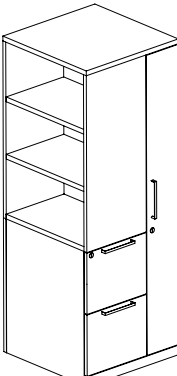
STORAGE TOWERS W/SIDE ACCESS

- Storage tower with cupboard above FF or BBF and wardrobes will lock only the wardrobe and drawers
- Storage towers with wardrobe include a coat rod
- Locks are standard on all units and match pull finish

EVL2TWBBFDOL - STORAGE TOWER W/SIDE ACCESS, BOX/BOX/FILE, RIGHT & LEFT HAND

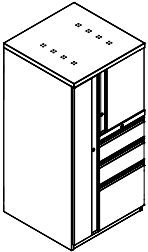
	DESCRIPTION	PRODUCT CODE	LIST PRICE	DIMENSIONS/INCHES			
				H	D	W	
 <p>Right Hand Shown</p>	Storage Tower w/Side Access, Box/Box/File,	EVL2TWBBFDOL4224	2384	42	24	24	
		EVL2TWBBFDOL4824	2384	48	24	24	
		EVL2TWBBFDOL5424	2446	54	24	24	
		EVL2TWBBFDOL6624	2720	66	24	24	
			EVL2TWBBFDOR4224	2384	42	24	24
			EVL2TWBBFDOR4824	2384	48	24	24
			EVL2TWBBFDOR5424	2446	54	24	24
			EVL2TWBBFDOR6624	2720	66	24	24

EVL2TW2FDOL - STORAGE TOWER W/SIDE ACCESS, FILE/FILE, RIGHT & LEFT HAND

	DESCRIPTION	PRODUCT CODE	LIST PRICE	DIMENSIONS/INCHES			
				H	D	W	
 <p>Right Hand Shown</p>	Storage Tower w/Side Access, File/File,	EVL2TW2FDOL4224	2301	42	24	24	
		EVL2TW2FDOL4824	2301	48	24	24	
		EVL2TW2FDOL5424	2370	54	24	24	
		EVL2TW2FDOL6624	2645	66	24	24	
			EVL2TW2FDOR4224	2302	42	24	24
			EVL2TW2FDOR4824	2302	48	24	24
			EVL2TW2FDOR5424	2370	54	24	24
			EVL2TW2FDOR6624	2645	66	24	24

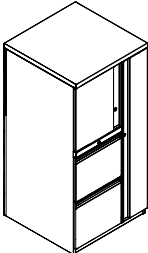
UUSLF - PRIME SERIES BOX/BOX/FILE STORAGE TOWER

- Wardrobe right side/right hand unit; wardrobe left side/left hand unit - indicated by last character of model number.
- Wardrobe section includes top shelf and coat bar.
- Hinged door compartment of 50”H and 54”H includes one adjustable shelf; 66”H includes two adjustable open shelves.
- Box-Box-File configuration.
- Wardrobe section includes top perforations for ventilation.
- Three locks included - wardrobe door, hinged door shelving compartment and drawers.
- Ships assembled one carton.

	DESCRIPTION	PRODUCT CODE	LIST PRICE	DIMENSIONS/INCHES		
				H	D	W
	Prime Series Box/Box File Storage Tower - 50” High	UUSLF4G24BCPL	3196	49.6	24	24
		UUSLF4G24BCPR	3196	49.6	24	24
	Prime Series Box/Box File Storage Tower - 54” High	UUSLF4H24BCPL	3196	53.6	24	24
		UUSLF4H24BCPR	3196	53.6	24	24
	Prime Series Box/Box/File Storage Tower - 65 7/8” High	UUSLF5024BCPL	3341	65.6	24	24
		UUSLF5024BCPR	3341	65.6	24	24

UUSLF - PRIME SERIES FILE/FILE STORAGE TOWER

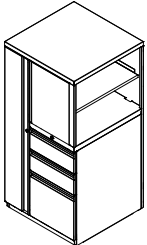
- Wardrobe right side/right hand unit; wardrobe left side/left hand unit - indicated by last character of model number.
- Wardrobe section includes top shelf and coat bar.
- Hinged door compartment of 50”H and 54”H includes one adjustable shelf; 66”H includes two adjustable open shelves.
- File-File drawer configuration.
- Wardrobe section includes top perforations for ventilation.
- Three locks included - wardrobe door, hinged door shelving compartment and drawers.
- Ships assembled one carton.

	DESCRIPTION	PRODUCT CODE	LIST PRICE	DIMENSIONS/INCHES		
				H	D	W
	Prime Series File/ File Storage Tower - 50” High	UUSLF4G24FCPL	3196	49.6	24	24
		UUSLF4G24FCPR	3196	49.6	24	24
	Prime Series File/File Storage Tower - 54” High	UUSLF4H24FCPL	3196	53.6	24	24
		UUSLF4H24FCPR	3196	53.6	24	24
	Prime Series File/File Storage Tower - 65 7/8” High	UUSLF5024FCPL	3341	65.6	24	24
		UUSLF5024FCPR	3341	65.6	24	24



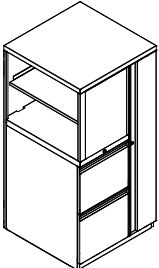
UUSLS - PRIME SERIES SIDE OPENING BOX/BOX/FILE STORAGE TOWER

- Wardrobe right side/right hand unit; wardrobe left side/left hand unit - indicated by last character of model number.
- Wardrobe section includes top shelf and coat bar.
- 50”H and 54”H include open side shelf with one adjustable shelf; 66”H includes open side shelf with two adjustable shelves.
- Box-box-file drawer configuration.
- Wardrobe section includes top perforations for ventilation.
- Two locks included - wardrobe door and drawers.
- Ships assembled one carton.

	DESCRIPTION	PRODUCT CODE	LIST PRICE	DIMENSIONS/INCHES		
				H	D	W
	Prime Series Side Opening	UUSLS4G2424BOPL	3361	50	24	24
	Box/Box/File Storage Tower - 50” High	UUSLS4G2424BOPR	3361	50	24	24
	Prime Series Side Opening	UUSLS4H2424BOPL	3531	54	24	24
	Box/Box/File Storage Tower - 54” High	UUSLS4H2424BOPR	3531	54	24	24
	Prime Series Side Opening	UUSLS502424BOPL	3589	65.875	24	24
	Box/Box/File Storage Tower - 65 7/8” High	UUSLS502424BOPR	3589	65.875	24	24

UUSLS - PRIME SERIES SIDE OPENING FILE/FILE STORAGE TOWER

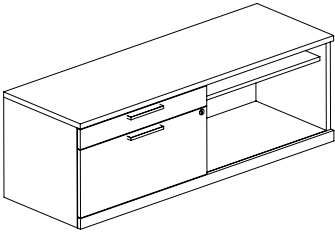
- Wardrobe right side/right hand unit; wardrobe left side/left hand unit - indicated by last character of model number.
- Wardrobe section includes top shelf and coat bar.
- 50”H and 54”H include open side shelf with one adjustable shelf; 66”H includes open side shelf with two adjustable shelves.
- File-file drawer configuration.
- Wardrobe section includes top perforations for ventilation.
- Two locks included - wardrobe door and drawers.
- Ships assembled one carton.

	DESCRIPTION	PRODUCT CODE	LIST PRICE	DIMENSIONS/INCHES		
				H	D	W
	Prime Series Side Opening	UUSLS4G2424FOPL	3511	50	24	24
	File/File Storage Tower - 50” High	UUSLS4G2424FOPR	3511	50	24	24
	Prime Series Side Opening	UUSLS4H2424FOPL	3531	54	24	24
	File/File Storage Tower - 54” High	UUSLS4H2424FOPR	3531	54	24	24
	Prime Series Side Opening	UUSLS502424FOPL	3589	65.875	24	24
	File/File Storage Tower - 65 7/8” High	UUSLS502424FOPR	3589	65.875	24	24

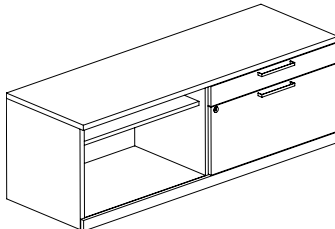
CREDENZA, BOX/FILE AND OPEN

- All lateral files feature drawer interlocking system
- All file drawers come with adjustable rails for legal or letter size hanging folders
- Locks are standard on all units and match pull finish
- File drawers are mounted on full extension ball bearing slides
- B/F Drawer Width -- 24" w on 48" w unit, 30" w on 54" w and 60" w units, 36" w on 66" w and 72" w units
- Two credenza spacers may be installed between a worksurface and credenza for support

EVL2CRBFO - BOX/FILE/OPEN CREDENZA, 20" H

DESCRIPTION	PRODUCT CODE	LIST PRICE	DIMENSIONS/INCHES		
			H	D	W
Box/File/Open Credenza 	EVL2CRBFO2048	2020	20	48	20
	EVL2CRBFO2054	2206	20	54	20
	EVL2CRBFO2060	2343	20	60	20
	EVL2CRBFO2066	2459	20	66	20
	EVL2CRBFO2072	2549	20	72	20

EVL2CROBF - OPEN/BOX/FILE CREDENZA, 20" H

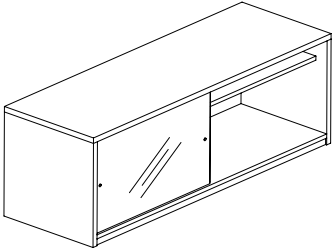
DESCRIPTION	PRODUCT CODE	LIST PRICE	DIMENSIONS/INCHES		
			H	D	W
Open/Box/File Credenza 	EVL2CROBF2048	2020	20	48	20
	EVL2CROBF2054	2206	20	54	20
	EVL2CROBF2060	2343	20	60	20
	EVL2CROBF2066	2459	20	66	20
	EVL2CROBF2072	2549	20	72	20



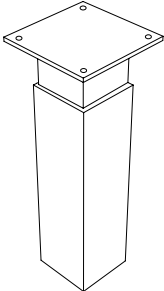
CREDENZA, SLIDING GLASS DOOR

- Sliding Door Credenzas are split evenly so door may cover either side
- Sliding door credenzas do not lock
- Two credenza spacers may be installed between a worksurface and credenza for support

EVL2CRGSD - SLIDING GLASS DOOR CREDENZA, 20”H

DESCRIPTION	PRODUCT CODE	LIST PRICE	DIMENSIONS/INCHES		
			H	D	W
 <p>Sliding Glass Door Credenza</p>	EVL2CRGSD2048	2705	20	48	20
	EVL2CRGSD2060	2973	20	60	20
	EVL2CRGSD2072	3254	20	72	20

EVWSSL - CREDENZA TO WORKSURFACE SPACER

DESCRIPTION	PRODUCT CODE	LIST PRICE	DIMENSIONS/INCHES		
			H	D	W
 <p>Credenza to Worksurface Spacer</p>	EVWSSL08	77	8	3	3

SO#		PO#		TAG#		DATE			
KEY#	SETS REQ'D	KEY#	SETS REQ'D	KEY#	SETS REQ'D	KEY#	SETS REQ'D	KEY#	SETS REQ'D
401		431		461		491		521	
402		432		462		492		522	
403		433		463		493		523	
404		434		464		494		524	
405		435		465		495		525	
406		436		466		496		526	
407		437		467		497		527	
408		438		468		498		528	
409		439		469		499		529	
410		440		470		500		530	
411		441		471		501		531	
412		442		472		502		532	
413		443		473		503		533	
414		444		474		504		534	
415		445		475		505		535	
416		446		476		506		536	
417		447		477		507		537	
418		448		478		508		538	
419		449		479		509		539	
420		450		480		510		540	
421		451		481		511		541	
422		452		482		512		542	
423		453		483		513		543	
424		454		484		514		544	
425		455		485		515		545	
426		456		486		516		546	
427		457		487		517		547	
428		458		488		518		548	
429		459		489		519		549	
430		460		490		520		550	

401 - 430 =	431 - 460 =	461 - 490 =	491 - 520 =	521 - 550 =
-------------	-------------	-------------	-------------	-------------

Total:

NOTE : If Key Alike Instructions are not submitted to EVOLVE with the Customer's Purchase Order, all components will be keyed randomly.

